

# Online Language Support (OLS) - Erasmus+ -ohjelman kielivalmennus verkossa

15.4.2026

Kansainvälistymispalvelut

Petra Helenius / Opetushallitus

**Erasmus+**  
Muuttaa elämäsi – avartaa maailmaasi.



OPETUSHALLITUS  
UTBILDNINGSTYRELSEN

# Ohjeet osallistujalle

- **Esitys tallennetaan**
- **Tallenne ja materiaalit tiedoksi esityksen jälkeen**
- **Sulje mikrofoni esityksen ajaksi**
- **Kysymyksiä voi esittää chatin kautta**
- **Kysymyksiä on mahdollista esittää myös pyytämällä puheenvuoroa**



**WELCOME  
TO OLS**



# Esityksen ohjelma

1. Mikä Online Language Support (OLS)?
2. Osallistujien pääsy OLSiin
3. OLS kielitesti ja -kielikurssit
4. OLS ja Erasmus+ -hallinto
5. Miten markkinoida OLSia?



# 1. Mikä Online Language Support (OLS)?



# Online Language Support (OLS) 1/3

- Euroopan komission kielivalmennuksen verkkopalvelu.
- Tarjoaa mahdollisuuden opiskella kieliä ja testata kielitaidon kehittymistä verkossa.
- Tavoitteena on kannustaa kieltenopiskeluun ja tehdä Euroopan kielellistä moninaisuutta näkyväksi
- **Erasmus+ KA1 liikkuvuushankkeiden yksi tukimuoto liikkuvuusjaksolle osallistuville**
- Kielivalmennuksen verkkoalustana toimii komission EU Academy –oppimisympäristö (Moodle)  
<https://academy.europa.eu/>



# Online Language Support (OLS) 2/3

- **Kieliarviointi ja -valmennus pohjautuvat eurooppalaiseen kielitaidon viitekehykseen (CEFR eli Common European Framework of References for Languages), tasot A1 – C2, jossa A1 vastaa alkeellista osaamista, C2 natiivin kielenpuhujan tasoa.**
- **OLS-kielivalmennuksessa on kaksi osiota; 1) rajoitettu osio mm. Erasmus+ ohjelmassa liikkuville sekä 2) kaikille avoin suppeampi osio**
- **Rajoitetun osion OLS-kielivalmennus sisältää kielitaidon tason itsearviointin (kielitestit) ja tason mukaan räätälöityjä tehtäviä verkossa Erasmus+ - ja Euroopan solidaarisuusjoukot -ohjelmiin osallistuville (oppilaat/ oppijat/opiskelijat ja henkilöstö)**
- **Sekä OLS-kielitestit että OLS-kielikurssit ovat kaikille liikkuvuusjaksoille osallistuville vapaaehtoisia, mutta kaikille osallistujille tulisi tarjota mahdollisuus osallistua OLS-kielivalmennukseen eli käytännössä lähettää kutsulinkki OLS-alustalle.**

# Online Language Support (OLS) 3/3

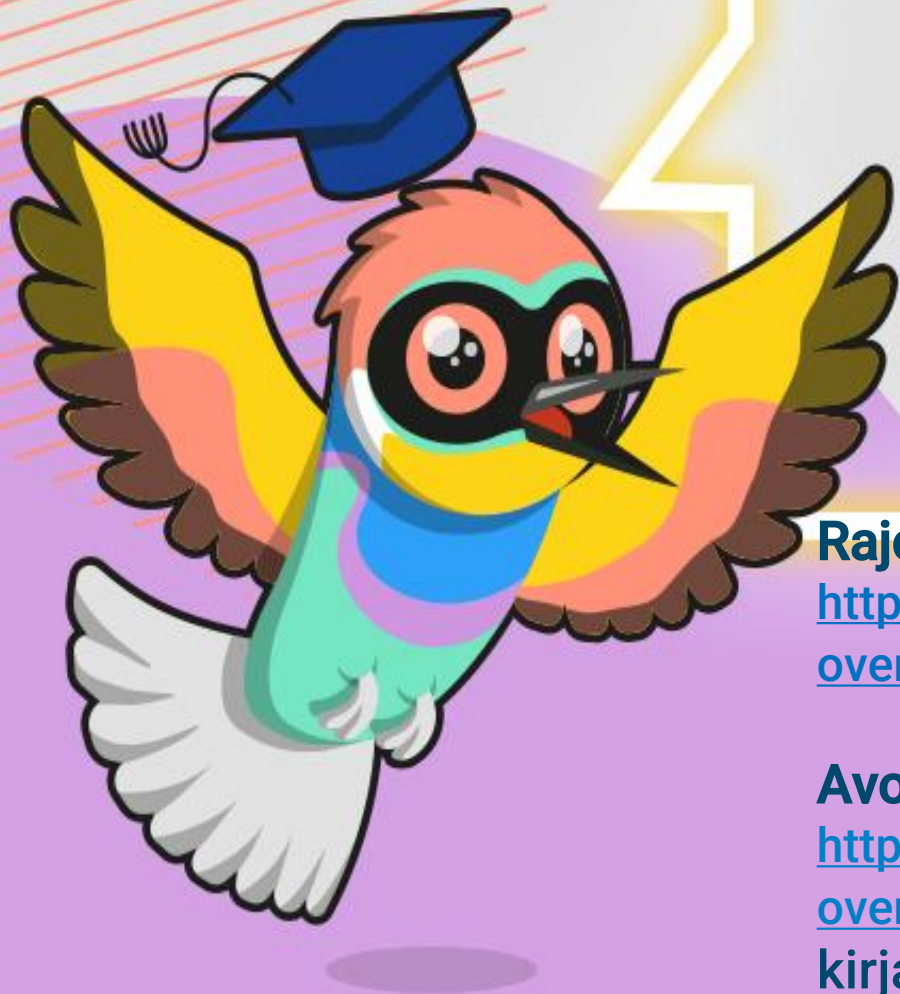
**Tällä hetkellä tarjolla kielitesti ja kielenopiskelua 29 kielessä**

*bulgaria, englanti, espanja, hollanti, iiri, islanti, italia, kreikka, kroatia, latvia, liettua, makedonia, malta, norja, portugali, puola, ranska, romanian, ruotsi, saksa, serbia, slovakki, sloveeni, suomi, tanska, tšekki, turkki, unkari ja viro*

## Kielen opiskelun harjoituksia

- ***Sisältöä on laajimmin tarjolla viidessä eniten käytetyssä kielessä (englanti, ranska, saksa, espanja, italia)***
- **MOOC-massaluentoja (Massive Open Online Courses), kielioppiharjoituksia, eri kielten verkostoitumisforumeita,, sanatehtäviä, luetun ymmärtämistä, alakohtaisia sanastoja eri ammateista...**

**Alustan kielikurssivalikoima päivittyy ja laajenee koko ajan**



# EXPERIENCE THE NEW OLS PLATFORM!

## **Rajoitetun pääsyn OLS:**

<https://academy.europa.eu/local/euacademy/pages/course/community-overview.php?title=learn-a-new-language> (EU Login -tunnus tarvitaan)

## **Avoimen pääsyn OLS:**

<https://academy.europa.eu/local/euacademy/pages/course/community-overview.php?title=learn-language-basics-with-online-language-support> (ei kirjautumista)

## 2. Osallistujien pääsy OLSiin





# Pikaohje: Miten osallistujat pääsevät OLSiin?

I. Hankkeen yhteyshenkilö lähettää sähköpostitse OLS-kutsun osallistujalle (esim. komission mallipohja)

<https://view.officeapps.live.com/op/view.aspx?src=https%3A%2F%2Fwww.oph.fi%2Fsites%2Fdefault%2Ffiles%2Fdocuments%2FOLS%2520-%2520sample%2520invitation%2520email%2520for%2520BENs%2520%25281%2529.docx&wdOrigin=BROWSELINK>

II. Osallistuja rekisteröi itselleen EU Login –tunnukset

<https://academy.europa.eu/courses/welcome-to-the-eu-academy/view/>

III. Osallistuja kirjautuu EU Login tunnuksilla EU Academyn ”Learn a new language” sivulle

<https://academy.europa.eu/courses/welcome-to-the-eu-academy/view/>

IV. Ensimmäisellä kertaa kirjautuessaan osallistuja täyttää tietoturva ja –suoja osiot

V. OLS kielitestit löytyy kirjoittamalla hakukenttään ”**Placement test**”



# I. Sähköpostikutsu osallistujalle

- Hankkeen yhteyshenkilö lähettää sähköpostitse OLS-kutsun Erasmus+ -liikkuvuusjakson osallistujalle
- Apuna voi käyttää komission OLS-sähköpostin mallipohjaa ja/tai tehdä oman saatekirjeen. Mallipohjasta löytyy linkit sekä OLS-kirjautumisivulle että kirjautumisohjeisiin.
- Mukaan sähköpostiin voi liittää myös komission OLS-Tutorialin, jossa on lyhyesti esitelty 5 eri kielellä OLS-kielivalmennuksen sisältöä.
  - [https://www.oph.fi/sites/default/files/documents/Tutorial%20OLS%20EUA%20Community%20%26%20resources\\_0.pdf](https://www.oph.fi/sites/default/files/documents/Tutorial%20OLS%20EUA%20Community%20%26%20resources_0.pdf)
- Sähköpostilla kutsuttujen kielivalmennuksen suorittamista lähettävä organisaatio ei pysty seuraamaan.

# Komission mallipohja 1/4

**Subject:** Welcome to OLS!



Linkki EU Academy -alustalle

Dear ...

Online Language Support (OLS) is waiting for you!

The current version of OLS was launched on 1 July 2022 with a wide range of interactive and engaging learning activities in 29 languages. It is hosted on the [EU Academy](#), the corporate learning management platform of the European Commission, and offers an “open” and a “core” area.

The **core area**, with its community of almost 350 000 mobility participants, is available exclusively for Erasmus+ and European Solidarity Corps participants and has functionalities and content varying from placement tests with downloadable certificates and courses at different levels to learning games and personalised learning experiences. Whether it’s learning the basics of Bulgarian or mastering native-level German, [click here](#) to check the available content for yourself.

Suora linkki kielenopiskeluun

# Komission mallipohja 2/4



Pääsy eri forumeille

The core area also allows participants access to the **forums**, where they can practice their language with others, ask questions about all aspects of their mobility experience and participate in discussions, speaking sessions and mini contests moderated by the community managers. The community managers are native speakers who are there to stimulate discussions with posts, quizzes and fun facts about their country. If you want to learn more about the forums, [click here](#).

# Komission mallipohja 3/4

Tutustu eri kielten perusteisiin

The **open area** is for the general public and currently has more than 120 000 members. It provides discovery videos for all 29 languages and basic learning videos and quizzes covering five different topics to encourage language learning in a fun way. If you want to learn some curious facts yourself, [click here](#).

It only takes a few seconds to set up your profile and begin testing OLS! Our [intro module](#) will walk you through the process of creating an account, which you can use to access OLS but also other courses on the EU Academy. We are also sharing below some 'how-to' tips that will guide you on your OLS journey.

Do you still have some questions? You might wish to consult [OLS FAQs](#) for further information or reach out to us via the [Helpdesk](#), where one of our community managers will assist you.

See you on OLS!

## How to take a placement test

1. Visit OLS on EU Academy by clicking on the link [here to get started](#)
2. Choose the language community of the language you wish to learn with OLS. Community managers are there to assist you with specific questions you might have.
3. Click on the placement test to start your test.
4. Complete your placement test.
5. Following your assessment, you will find a range of learning materials appropriate to your level on your EU Academy dashboard here: <https://academy.europa.eu/my>

Tutustu EU Academy – alustaan ja katso miten saat EU Login tunnukset

OLSin kysymys ja vastauspalsta

# Komission mallipohja 4/4

## How to complete language courses

After you have taken the language assessment to ascertain your level, a range of learning materials appropriate to your level will appear on your dashboard.

1. Access your dashboard here: <https://academy.europa.eu/my>
2. Consult the content which has been made available to you and click on any piece of content to start learning.
3. Good luck! Your progress will be automatically recorded.
4. At any time, you can retake the placement test to monitor your progress. Following the result of this assessment, new language resources will be made available to you on your dashboard.

Omalta yhteenvetosivulta näet mitä OLS-toimintaa olet tehnyt (kieliharjoituksia, kielitestin / kielitestejä...)

## To access a community with forums, speaking sessions and contests

1. Visit OLS on EU Academy by clicking on the link [here to get started](#).
2. Choose the language community of the language you wish to learn.
3. Community managers can then be contacted to assist with any specific questions.

## II. Osallistuja rekisteröi itselleen EU Login –tunnukset 1/2

- Welcome to the EU Academy –sivu (ei vaadi kirjautumista) löytyy täältä: <https://academy.europa.eu/courses/welcome-to-the-eu-academy/view/> →

eu|academy Explore by topic ▼ What would you like to learn today? maxlen! Q

ivu > Dashboard > Welcome To The EU Academy > Learn

### Welcome to the EU Academy

⌚ Less than an hour 📊 Novice ☰ 2 Sections

- ▶ 1. Introduction to the EU Academy
- ▶ 2. EU Login
- ▶ 3. EU Academy authentication

Modules	
1. Introduction to the EU Ac...	Completed
2. EU Login	Completed
3. EU Academy authentication	Completed

Suomenkieliset EU Login rekisteröitymisohjeet löydät täältä: <https://www.oph.fi/fi/ohjelmat/eu-login-oid-ja-pic-nain-rekisteroidyt-erasmus-ohjelman-osallistujaksi>

**OLS ei vaadi kaksivaiheista tunnistautumista**

# Valitse alustan käyttökieli



## Welcome to the EU Academy

⌚ Less than an hour

📶 Novice

☰ 2 Sections

▶ 1. Introduction to the EU Academy

▶ 2. EU Login

▶ 3. EU Academy authentication

BG	Bulgarian	IS	Icelandic	RU	Russian
CS	Czech	IT	Italian	SK	Slovakian
DA	Danish	LV	Latvian	SL	Slovene
DE	German	LT	Lithuanian	SR_CR	Serbian
ET	Estonian	HU	Hungarian	FI	Finnish
EL	Greek	MK	Macedonian	SV	Swedish
EN	English	MA	Maltese	TR	Turkish
JA	Japanese	NL	Dutch	UK	Ukrainian
ES	Spanish	NO	Norwegian	HI	Hindi
FR	French	PL	Polish	ZH_T W	Chinese (traditional)
GD	Gaelic	PT	Portuguese	ZH_C N	Chinese (simplified)
HR	Croatian	RO	Romanian		



EUROPEAN UNION

# III. Osallistuja kirjautuu EU Login tunnuksilla EU Academyn ”Learn a new language” sivulle 1/4


- Linkki OLS-kielivalmennukseen:  
<https://academy.europa.eu/local/euacademy/pages/course/community-overview.php?title=learn-a-new-language>
- 1) Klikkaa ”Log in” /”Kirjaudu” ja 2) Join community

An official website of the European Union How do you know? ▾

eu | academy Explore by topic ▾ What do you want to learn today? 🔍 Log in | En ▾


Site Home > Learn A New Language

## Learn a New Language

 25301 members

### Community description

This is where your language learning journey begins with the Online Language Support (OLS). To get started, click on the yellow button to the right and select the language you want to learn on the next page. Choose any of the available languages in order to improve your linguistic skills.



### Tags



# III. Osallistuja kirjautuu EU Login tunnuksilla EU Academyn "Learn a new language" sivulle 2/4

Katso infovideo, jossa mm. miten alustalla liikutaan

0%

### Watch the Onboarding Video

Get started in a few minutes — watch how the OLS community works and what to expect.



**COMMUNITY FORUMS** — Are you looking for language-learning tips or mobility advice? Perhaps you just want to connect with others on the same journey? We've got a space for you!

**The Language Zone**  
Write posts, get feedback and interact with the Community.

**Your Erasmus+ Experience**  
Practical advice and city guides from past Erasmus+ participants.

**OLS News & Events**  
Regular language challenges, community contests, and live events — stay informed and take part.

**Career Corner**  
CV advice, job searching in Europe, and testimonials from past participants.

**The Teacher Lounge**  
A dedicated space for educators integrating OLS into their classes.

**Frequently Asked Questions**  
Instant answers to the most common questions on tests, certificates, and more.



**PLACEMENT TESTS & LANGUAGE COURSES** - Select the language you want to learn below and start learning today!

### Announcements

1 day ago  
Introducing the Language Zone

1 week ago  
Your OLS access is changing!

2 months ago  
OLSelfie Video Contest: Watch the Shortlisted Videos!

### Calendar

There are no upcoming events yet.

Go to calendar >

### Interactions

- Announcements >
- "Get Involved" Forum >
- The Language Zone >
- Your Erasmus+ Experience >
- OLS News and Events >

### Resources

- Tutorial

Ajankohtaisia asioita ja linkkejä

Rullaa sivun alareunaan - löydät eri kielivaihtoehtoja

# III. Osallistuja kirjautuu EU Login tunnuksilla EU Academyn "Learn a new language" sivulle 3/4

- Valitse ensin kieli jota haluat opiskella, esimerkiksi englanti
- Klikkaa sen jälkeen "Resume" ja kyseisen kielen tutorial ia kielioppiharjoitukset aukeaa



Here, you'll find:

**Videos** that will introduce you to the culture and history!

**Language Videos** that support you through an immersive real-life situation (and you'll even get some extra help along the way).

**Interactive Modules** where you can practise listening, reading, vocabulary and grammar in an interactive way.

Don't forget that this page is available in FR, EN, IT, DE, and ES. Just click on the tab in the top right-hand corner and choose any language you want.

And... if you're finding moving around the platform a little bit difficult, we've got you covered for that too. Click on the "Tutorial" button below.

**Tutorial**

# III. Osallistuja kirjautuu EU Login tunnuksilla EU Academyn "Learn a new language" sivulle 4/4

- Myös kielitesti ja kieliharjoituksia löytyy sivulta:



language & culture

**English Placement Test**

★★★★★ (93)



language & culture

**Logistics**

★★★★★



**Resume**

language & culture

**Tourism**

★★★★★ 5 (1)



education & capacity building

**Discover the English language with Online Language Support**

★★★★★ 4 (39)



language & culture

**Learning English through the News**

★★★★★ 3.8 (12)



## IV. Ensimmäisellä kertaa kirjautuessaan osallistuja hyväksyy tietoturva ja –suojaosiot

- EU Academyn tietosuojasta ja tietojen säilyttämisestä: <https://academy.europa.eu/admin/tool/policy/view.php?policyid=7>

### PROTECTION OF YOUR PERSONAL DATA

This privacy statement provides information about the processing and the protection of your personal data.

Processing operation: EU Academy e-learning platform

Data Controller: JRC.S.2

Record reference: DPR-EC-05546.2

#### Table of Contents

1. Introduction
2. Why and how do we process your personal data?
3. On what legal ground(s) do we process your personal data?
4. Which personal data do we collect and further process?
5. How long do we keep your personal data?
6. How do we protect and safeguard your personal data?
7. Who has access to your personal data and to whom is it disclosed?
8. What are your rights and how can you exercise them?
9. Contact information
10. Where to find more detailed information?



# V. OLS kielitestit 1/3

Kirjoittamalla hakukenttään "Placement test"  
löydät nopeasti kielitestit



eu | academy

Explore by topic ▼

placement test



Tarvittaessa voi osallistujalle lähettää linkin suoraan esim. englanninkielen testiin:  
<https://academy.europa.eu/local/euacademy/pages/course/assessment-overview.php?title=english-placement-test>

Lyhyen yleisesittelyn OLS-kielitestistä löydät jokaisen kielitestin etusivulta, esim. englannin kielitestin:



Welcome  
to  
OLS



# V. OLS kielitestit 2/3

Aloita testi klikkaamalla "Start assessment"

Explore by topic ▾

What would you like to learn today? maxlength= 🔍

🔔

## English Placement Test

🕒 Less than an hour 📶 Novice

**Start assessment**

**Tags**

english english language ols placement test test of placement learning english assessment anglais igles

### Assessment details

Knowing your language level is a great starting point to reach your learning goals faster! Take a few minutes to complete the placement test below and let us recommend the course that suits you best.

### Target audience

Erasmus+ European Solidarity Corps

# V. OLS kielitestit 3/3

## Saat taustatietoa testistä:


- The placement test assesses your overall language level.
- The goal of the test is to suggest OLS learning content that is right for your level.
- The test consists of **31 questions** and takes between **10 - 30 minutes** depending on your level..
- During the placement test, you can end the test at any time and your results will be taken into account.
- To end the test, simply click the "**Finish attempt**" button.

After the assessment, you will be assigned a course based on your performance. If you reach a level of C1 or C2, OLS offers you the opportunity to review your language knowledge. Use the language community's search engine you wish to learn to access all of its content.

**Attempt quiz now**

**Klikkaa lopuksi "Attempt quiz now"**

# 3. OLS kielitesti ja – kielikurssit



# OLS kielitesti 1/4

- Kielitestissä 31 kysymystä
- Navigaatiopaneelista voi seurata testin kulkua ja liikkua testiosioden välillä
- Testikysymysten vastausjärjestyksen voi valita itse
  
- Huomioi että kielioppikysymykset, sanatehtävät sekä luetun että kuullun ymmärtämisen tehtävät ovat lomakkeella satunnaisessa järjestyksessä

The screenshot shows the OLS (Online Language System) interface. At the top, there is a search bar with the text "What would you like to learn today?". Below this, there are three question cards. The first card, "Question 1", is titled "Choose the correct option." and contains a form with dropdown menus and text boxes. The second card, "Question 2", features a video player showing two people sitting on a couch. Below the video, the question asks "What is the correct phone number?" and provides four radio button options. The third card, "Question 3", is partially visible and asks "He \_\_\_\_ play tennis." with a "Select one:" prompt. A yellow circle highlights a navigation grid on the right side of the screen, which is a 5x7 grid of numbered boxes (1-31) used for navigating between questions. The grid is titled "Z navigation" and has a "Finish attempt ..." button below it.

# OLS kielitesti 2/4


- Voit tarkistaa omat vastauksesi review-toiminnossa
- Lähetä loppuun asti tehty testi "Submit"-nappia klikkaamalla eteenpäin

Choose the correct option.

A conversation between two Erasmus students...

— What do you often  at weekends?  
— I  swimming every Saturday morning.  
— Nice, can you tell me how to get to the swimming pool?  
— Sure, it's easy. Take the bus 34 from here to our campus library. The swimming pool is right next  the library. I  swimming with Emma this Saturday. Wanna join?

Watch the video and answer the questions.



Which rule is not on the list?

Select one:

- Turn off the lights.

Quiz navigation

1	2	3	4	5	6	7
8	9	10	11	12	13	14
i	15	16	17	18	19	20
21	22	23	24	25	26	i
27	28	29	30	31		

Finish attempt ...

> View Quiz > Preview

Information

Flag question



You are now starting the intermediate level questions (B1).

Remember that there's no point in guessing; the goal is to offer you a course that meets your needs.

Before going any further, ask yourself the following questions:

- Can you participate in a meeting or conversation between friends?
- Are you capable of giving a brief presentation?

If the answer is no, and you found the previous questions were too difficult, we recommend clicking "Finish attempt" on the right side of your screen.

PREVIOUS PAGE

NEXT PAGE

Quiz navigation

1	2	3	4	5	6	7
8	9	10	11	12	13	14
i	15	16	17	18	19	20
21	22	23	24	25	26	i
27	28	29	30	31		

Finish attempt ...

Kesken testiä tulee ilmoitukset vaikeampaan tasoon siirtymisestä. Mikäli testi tuntuu liian vaikealta, se on mahdollista viedä loppuun "Finish attempt" toiminnolla.



g the advanced level questions (C1).

o point in guessing; the goal is to offer you a course that

Before going any further, ask yourself the following questions:

- Are you capable of facilitating a gathering or a friends' meeting?
- Can you give an engaging and well-designed presentation to captivate the audience's attention?

If the answer is no, and you found the previous questions were too difficult, we recommend clicking "Finish attempt" on the right side of your screen.

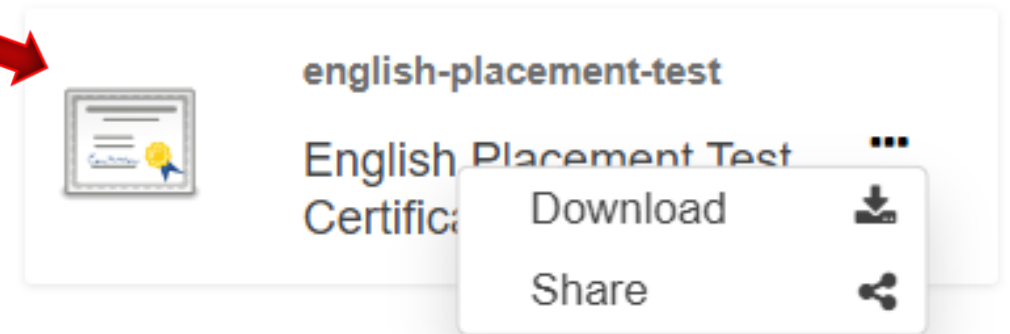
Quiz navigation

1	2	3	4	5	6	7
8	9	10	11	12	13	14
i	15	16	17	18	19	20
21	22	23	24	25	26	i
27	28	29	30	31		

Finish attempt ...

# OLS kielitesti 4/4

- Klikkaamalla "English Placement Test Certificate" saat ladattua todistuksen
- Voit halutessasi tehdä testin uudelleen (Re-attempt quizz)



**Tip:** You can find this certificate on your dashboard in the section "**My achievements**".

Summary of your previous attempts

Attempt	State	Review
1	Finished Submitted Tuesday, 15 October 2024, 6:19 PM	Review

Re-attempt quiz

# OLS-kieli- testin todistus

## ONLINE LANGUAGE SUPPORT

Erasmus+ I European Solidarity Corps

January 29, 2024

Brussels



THIS IS TO CERTIFY THAT

# John Do

HAS SUCCESSFULLY COMPLETED THE

## English Placement Test

IS RECOMMENDED TO CONTINUE YOUR LEARNING AT THE LEVEL:

# A1



This certificate can not be used as an official assessment and/or completion certification of a CEFR level.  
The purpose of the certificate is to propose the most suitable course on OLS for the learner.

# OLS - Kielikurssit

# OLS-alusta

- Kieliharjoituksia ja
- Kielitasoja lisätään koko ajan eri kielissä



# Kieliharjoituksia löytyy teemoittain ja ammattialoittain



language & culture

English Basics with OLS: Lesson 1



language & culture



language & culture

Working Abroad



language & culture

Learning English through the News



language & culture

English for computer science



language & culture

Bonjour Paris!

# Esimerkki Moduulikurssista 1/3

## Teaching Life Competences 1 – Shaping Lifelong Learners through Self-Regulated Learning

🕒 One day

📶 Novice

### Course details

The world we live in is changing fast, and life is becoming increasingly complex and uncertain. Technologies play an increasingly important role, while new work models are surging fast. Employers are looking for flexible workers who can easily update their skills and the COVID-19 outbreak has highlighted the need to be able to adapt quickly to new working, social and learning conditions.

The European Commission has developed a unique framework, called LifeComp, which maps the key competences required to deal with complexity and thrive in the fast-changing world.



Enrol



★★★★★ 4.6 (17)

Bookmark course

# Esimerkki Moduulikurssista 2/3



## Schedule

How this Course Works

Module 1: What is Self-Regulated Learning?

Module 2: Developing Self-Regulated Learning Skills – 1

Module 3: Developing Self-Regulated Learning Skills – 2

Module 4: Peer Review

The course of “Teaching Life Competences 1 – Shaping Lifelong Learners through Self-Regulated Learning” is the first of a series of courses where we explore the different areas of the Life Competences framework. This first course focusses on the area of ‘Learning to Learn’ of the LifeComp Framework. In particular, the course targets teachers who want to shape lifelong learners through self-regulated learning skills. Self-regulated learning skills will allow students to better plan, organise, monitor and review their own learning, while being aware of the role of their emotions and motivation. It is certainly worth mentioning that the promotion of self-regulated learning has been proved to be one of the most effective practices teachers can introduce to improve academic performance and motivation.

The course is divided into **four modules**, focusing on self-regulated learning, teaching practices and examples that teachers can benefit from.

## Teaching Life Competences 1 – Shaping Lifelong Learners through Self-Regulated Learning

🕒 One day    📊 Novice    ☰ 4 Sections

▶ 🔒 How this Course Works

▶ 🔒 Module 1: What is Self-Regulated Learning? \*

▶ 🔒 Module 2: Developing Self-Regulated Learning Skills – 1 \*

▶ 🔒 Module 3: Developing Self-Regulated Learning Skills – 2 \*

▶ 🔒 Module 4: Peer Review \*



### Announcements

3 years ago  
Course Certificates

3 years ago  
Time for peer assessment and evaluation

3 years ago  
Module 4 now open!


### Modules

How this Course Works Completed



# Esimerkki kuuntelusta

Regardez l'animation pour découvrir le sujet.



Ana raconte une histoire à un employé qui vient de rejoindre l'équipe. Il s'agit d'une mauvaise expérience qui s'est produit pendant son premier jour de travail. Le nouvel employé écoute avec attention et souhaite montrer son intérêt pour cette histoire. Comment doit-il faire ?

# Esimerkki pelillistetyistä kurssiosioista

Päästäkseen tilanteen /  
tarinan loppuun, pitää  
suorittaa kaikki  
Modulet.

Näitä moduulikursseja  
esim. 10 ammattialalla

▶ Welcome!

▶ My Virtual Workshop \*

▶ Chapter 1: Module 1 and 2 \*

▶ Chapter 2: Module 3 and 4 \*

▶ Chapter 3: Module 5 and 6 \*

▶ Chapter 4: Module 7 \*

▶ Chapter 5: Module 8 and 9 \*

▶ Chapter 6: Module 10 \*

▶ Chapter 7: Module 11 and 12 \*

## Modules

Welcome!

Resume

My Virtual Workshop

Not started

Chapter 1: Module 1 and 2

Not started

Chapter 2: Module 3 and 4

Not started

## Interactions



Announcements >

## Resources



Navigating the course (a guide)



## Rate this course

★★★★★

# Tutustu forumeihin:

## The Language Zone

Write posts, get feedback and interact with the Community.

## Your Erasmus+ Experience

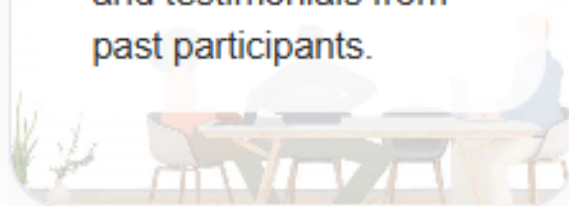
Practical advice and city guides from past Erasmus+ participants.

## OLS News & Events

Regular language challenges, community contests, and live events — stay informed and take part.


## Career Corner

CV advice, job searching in Europe, and testimonials from past participants.



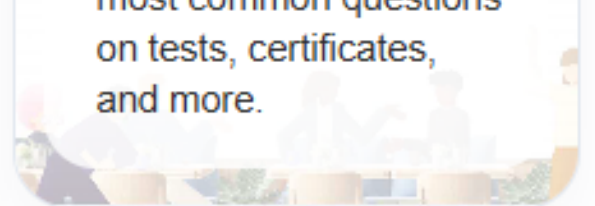
## The Teacher Lounge

A dedicated space for educators integrating OLS into their classes.



## Frequently Asked Questions
















Instant answers to the most common questions on tests, certificates, and more.





Find a language buddy, interact with the community, and pick up learning tips. Your Community Manager will be available to answer any of your questions about the language!

[Add a new discussion topic](#)[View grades](#)

Discussion	Started by	Last post ↓	Replies ✓	Subscribe
 Find a language buddy	 Meta OLS Co... 16 Mar 2026	 Steven Rupp 14 Apr 2026	6 	<input type="checkbox"/> 
 Willkommen in der Deutschen OLS-Community!	 Carmelito OLS... 14 Apr 2026	 Carmelito OLS... 14 Apr 2026	0 	<input type="checkbox"/> 
 Dobrodošao/la u našu zajednicu učenika srpskog jezika!	 Milos OLS Co... 14 Apr 2026	 Milos OLS Co... 14 Apr 2026	0 	<input type="checkbox"/> 



Give and receive tips about your host country, find spaces for intercultural reflection and exchange Erasmus+ experiences.

Add a new discussion topic

View grades

Discussion

Started by

Last post ↓

Replies  
✓

Subscribe



Blog - Meeting new people on Erasmus+



Meta OLS Co...  
31 Mar 2026



Ismini GEO...  
2 Apr 2026

1 2





Check back here for language challenges, contests to win vouchers, live event signups and platform news.

[Add a new discussion topic](#)

[View grades](#)

Discussion

Started by

Last post ↓

Replies ✓

Sub

☆ What's coming up this year?




Meta OLS Co...  
1 Apr 2026



Meta OLS Co...  
1 Apr 2026

0 1



Ask about career paths in other countries and find links between Erasmus+ and the professional world – whether you are a vocational learner, a European Solidarity Corps volunteer, or looking to work abroad.

[Add a new discussion topic](#)

[View grades](#)

Discussion

Started by

Last post ↓

Replies  
✓

Subscribe



Welcome to Career Corner



Meta OLS Co...  
2 Apr 2026



Meta OLS Co...  
2 Apr 2026

0 **1**



# The Teacher Lounge



Get guidance on integrating OLS into your teaching and exchange good practices with language teachers from other countries.

[Add a new discussion topic](#)

[View grades](#)

Discussion

Started by

Last post ↓

Replies



Subscribe

☆ [Welcome to the OLS Teacher Lounge](#)



Meta OLS Co...  
1 Apr 2026



Meta OLS Co...  
1 Apr 2026

0 1











# GET INVOLVED: LANGUAGE LEARNING IN EUROPE




New to OLS? Make sure to explore the following discussion topics, where you can find support, find your OLS language community, and search for a language buddy.

Add a new discussion topic

Discussion	Started by	Last post ↓	Replies ✓	Subscribe
 Helpdesk – Ask Questions and Get Support	 Online Langua... 31 Jul 2024	 Cristina Reina ... 21 Mar 2026	13	<input type="checkbox"/>
 Find your OLS Language Learning Buddy	 Online Langua... 31 Jul 2024	 Liceth Tatiana ... 17 Mar 2026	61	<input type="checkbox"/>
	 Flore OLS Co	 Flore OLS Co		

# Frequently Asked Questions



 Printer-friendly version

SEARCH

Search full text

ADD A NEW ENTRY

Browse the glossary using this index

Special | A | B | C | D | E | F | G | H | I | J | K | L | M | N | O | P | Q | R | S | T | U | V | W | X | Y | Z | ALL

## H

### How can I contact my community manager?

You can reach out to your community manager on the "Practise Your Language" forum, in the discussion thread about your language.

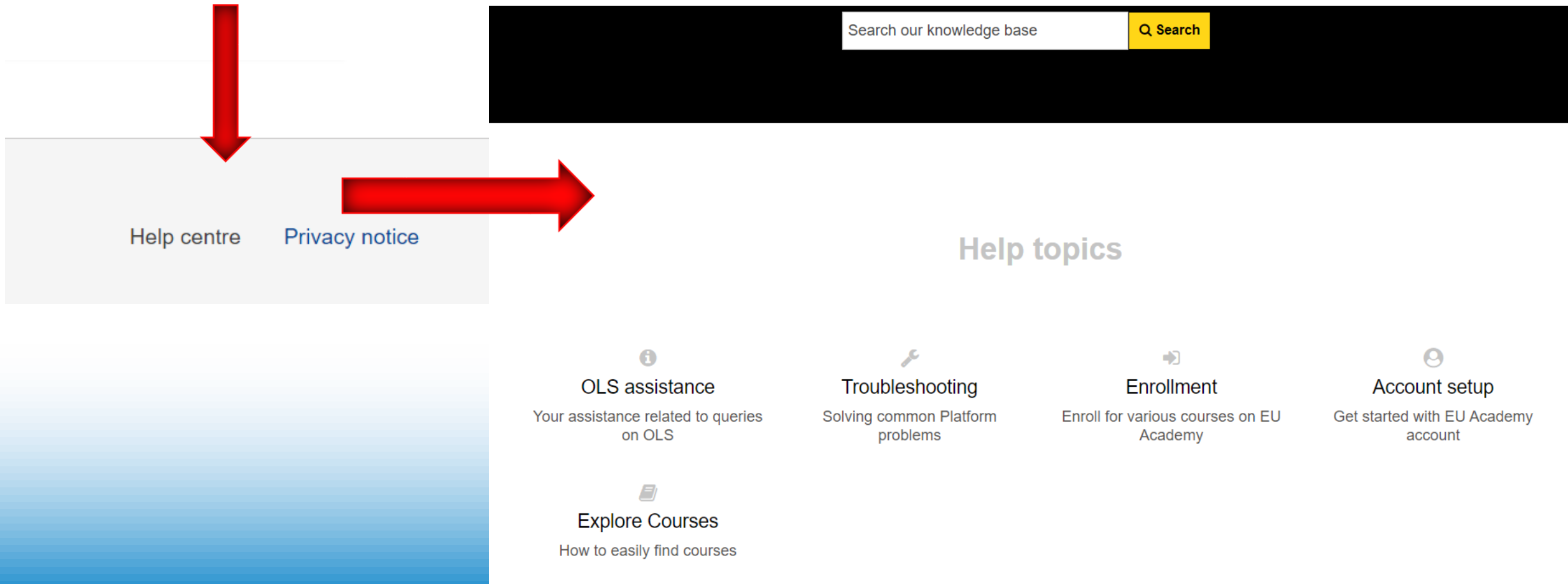


### How can I contact other learners?

To contact another learner, click the speech bubble icon on the upper right, and type their name into "Search". You can then add them to your contacts and write direct messages to them.

# Teknisiä ongelmia OLS-sivustolla?

- EU Academyn neuvontalinkki löytyy jokaisen sivun alalaidasta. Mikäli sinulla on järjestelmään liittyviä teknisiä kysymyksiä, klikkaa **"Help centre"**: Sen jälkeen valitse mitä aihetta asiiasi koskee.

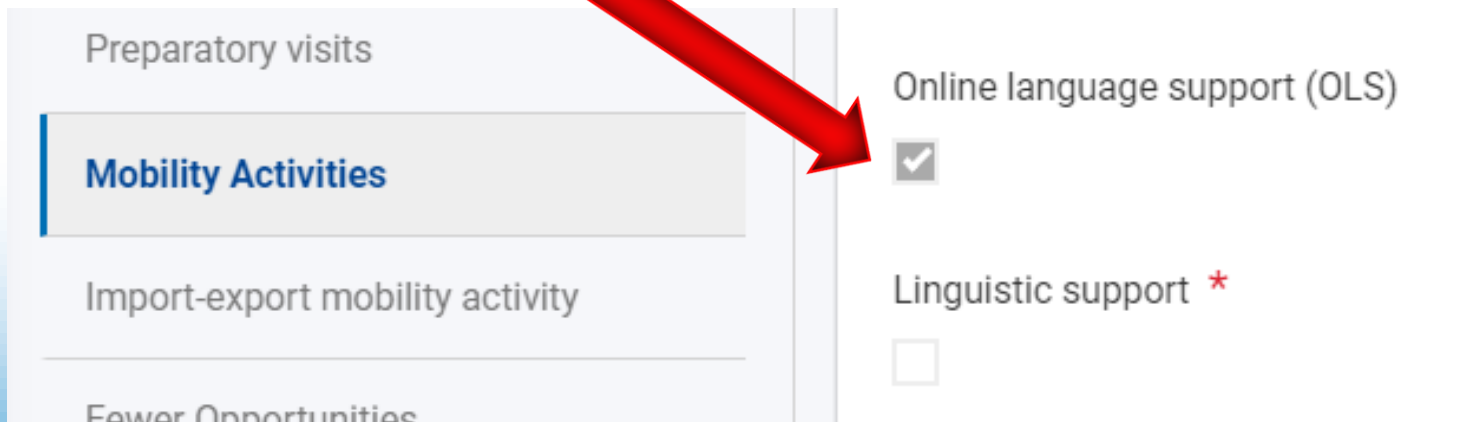


# 4. OLS ja Erasmus+ -hallinto



# Online Language Support ja Beneficiary Module (BM)

- Komission BM – OLS/ EU ACADEMY –integraation käyttöönoton aikataulu on viivästynyt ja linkitys ei toimi edelleenkaan.
- Lähettäkää toistaiseksi OLS-kutsu sähköpostitse **kaikille Erasmus+ -liikkuvuusjaksolle lähteville oppijoille ja henkilöstön edustajille**, jakson kestosta riippumatta.
- Rastittakaa OLS -kohta kuitenkin liikkuvuusjakson tiedoissa BM:ssä sekä **henkilöstölle** että opiskelijoille



Preparatory visits

**Mobility Activities**

Import-export mobility activity

Fewer Opportunities

Online language support (OLS)

Linguistic support \*

# The Role of OLS Learning Managers (Beneficiary institution/organisation)

- 1. EU Academy homepage
- 2. Moving around
- 3. Editing your profile
- 4. Your dashboard
- 5. Granting access to the OLS courses
- 6. Cohort creation and management
- 7. Assigning mentors and adding learners to cohorts
- 8. Switching to the mentor role
- 9. How to get support
- Communication toolbox

EU Academy alustalle on tulossa lisätietoa hankkeen Learning Managerin roolista (entinen OLS yhteyshenkilö), seuraa <https://academy.europa.eu/courses/the-role-of-ols-learning-managers-beneficiary-institution-organisation/view/>

**Varmistakaa että hankkeellanne on OLS-yhteyshenkilö ja ilmoittakaa mahdolliset muutokset kansallisen toimiston yhteyshenkilölle**

# 5. Miten markkinoida OLSia?






**MAKE A  
DIFFERENCE  
WITH OLS**

**#OnlineLanguageSupport**

Online  
Language  
Support (OLS)



**SPEAK UP  
WITH OLS**



**OLS –  
YOUR  
MOBILITY  
COMPANION**

**#OnlineLanguageSupport**

Online  
Language  
Support (OLS)

EUROPEAN UNION

# Miten markkinoida OLSia kaikille osallistujille?

## Ainutlaatuinen mahdollisuus

- opiskella 29 eri kieltä samalla verkkoalustalla ajasta ja paikasta riippumatta
- opiskella kohdemaan kieltä jo ennakkoon ennen liikkuvuusjaksoa
- testata omaa kielitaitoa

**Kielivalmennusta ei ole rajoitettu jakson työkieleen tai liikkuvuuden keston, vaan OLS-alustalla voi opiskella ja testata kielitaitoa kaikissa siellä olevissa kielissä 3 vuoden ajan kirjautumisesta**

**Kielivalmennusta toivotaan markkinoitavan kaikille Erasmus+ -ohjelman osallistujille!**

# Miten markkinoida OLSia oppilaille/opiskelijoille?

- OLS-alustan kieliyhteisön keskustelupalstat tarjoavat mahdollisuuden verkostoitua kohtamaan oppilaisiin / opiskelijoihin, kohtemaassa oleviin ja kohtemaahan lähteviin
  - jo ennakolta
  - maassa ollessa
  - jakson jälkeen



# Miten markkinoida OLSia henkilöstölle?

- Myös henkilöstö hyötyy kielen oppimisesta
- Helppo kokeilla, ei sitouta
- **Lyhyillekin, muutaman päivän jaksoille voi hyödyntää OLS-kielivalmennusta**
- Henkilöstöllä on nyt mahdollisuus tutustua laajemmin OLS-kielivalmennuksen oppimisympäristöön sekä itse opetukseen.
- Kansainvälistä toimintaa varten voi hyödyntää eri kielten eri aihealueiden sanastoja



Online Language Support (OLS)

# OLS Open Days Live-tapahtumat

- Liikkuvuusjaksolle lähtijöille suunnatut OLS Open Days tapahtumissa tietoa OLSista ja pääsee tutustumaan eri kielten OLS community managereihin.
- Uusista OODL-tapahtumista tiedotetaan eri kieliyhteisöjen forumeissa
- Tallentaita aiemmista OLS Open Days Live -tapahtumista:  
<https://academy.europa.eu/courses/ols-open-days/view?title=ols-open-days>

Open Day 1 - 27/08/2024



Open Day 2 - 26/09/2024



# Hyödyllisiä OLS-linkkejä:

## Opetushallituksen Erasmus+ OLS-sivu

<https://www.oph.fi/fi/ohjelmat/online-language-support-ols-kielivalmennus-verkossa>

## EU Academyn OLS Q&A -sivu tarjoaa vastauksia moniin kysymyksiin

<https://academy.europa.eu/local/euacademy/pages/faq/category.php?id=8>

# Yhteystiedot Erasmus+ yleissivistävän koulutuksen henkilöihin:

- Johtava asiantuntija **Sirkka Säikkälä**, sirkka.saikkala(at)oph.fi
- Erityisasiantuntija **Venla Luukkonen**, venla.luukkonen(at)oph.fi
- Tarkemmat yhteystiedot ja puhelinnumerot: <https://www.oph.fi/fi/ohjelmat/ota-yhteytta-yleissivistavan-koulutuksen-kansainvalistymispalvelut>



**Kiitos!**

